

INSTRUCCIONES DE MONTAJE
ASSEMBLING INSTRUCTIONS
INSTRUCTIONS D'ASSEMBLAGE



PARTES DEL MUEBLE
UNIT PARTS
PARTIES DU MEUBLE



x2 *a



x6 *b

HERRAJES Y PIEZAS
IRON FITTINGS AND PIECES
FERRURES ET PIÈCES



x4
M4x50 *A



x2 *B



x4
M3,5x16 *C



x4 *D

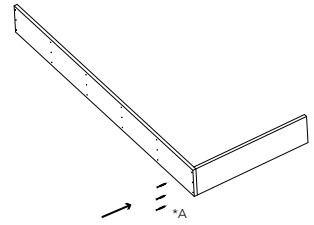


x36
M3,5x40 *E

MONTAJE
ASSEMBLING
MONTAGE

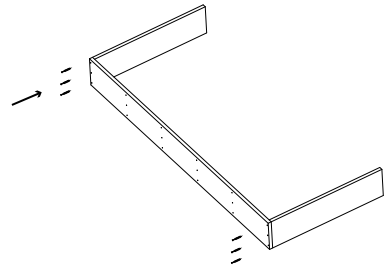
①

1xa
1xb
3x E



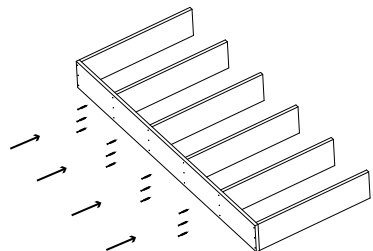
②

1xb
3x E



③

4xb
12x E

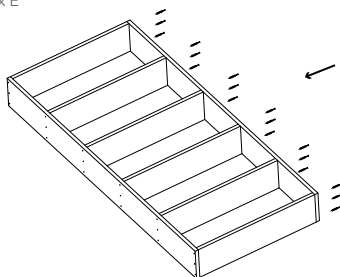


The wood tailor

MOBILIARIO SOSTENIBILE

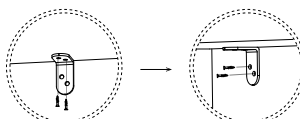
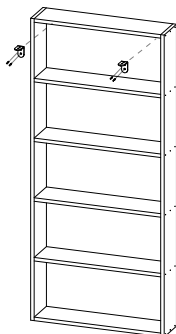
4

1x a
18x E



5

2x B
4x C
4x D
4x A



4xC

4xD
4xA

6

